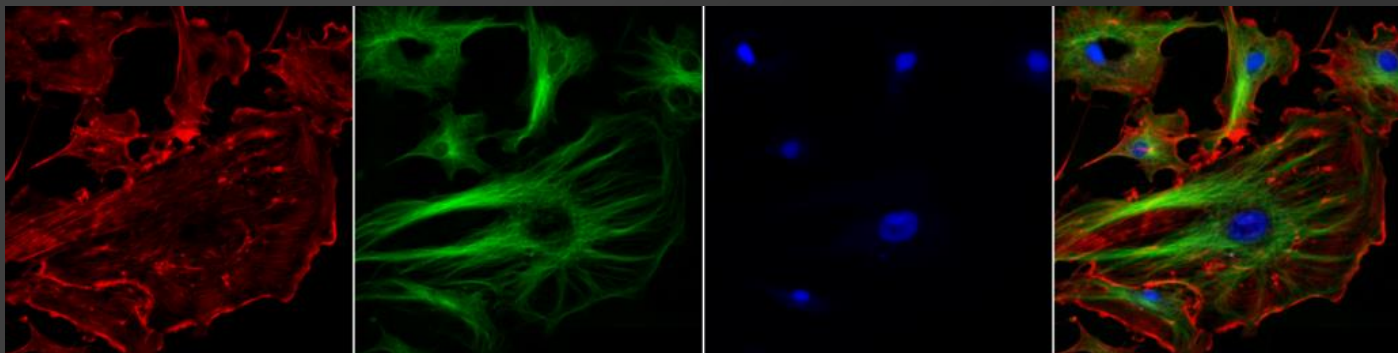
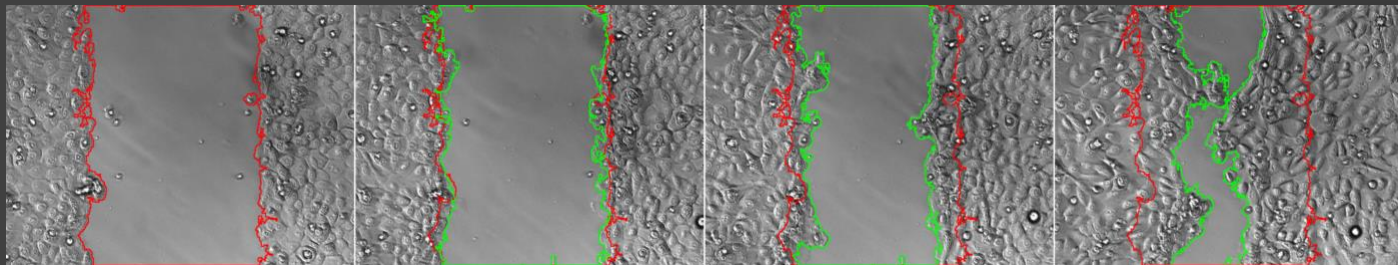

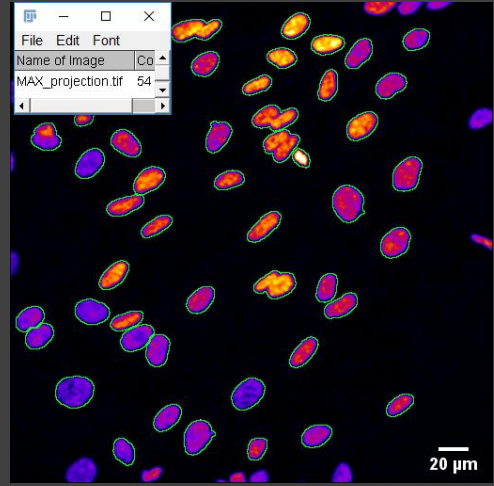




# Basic Image Processing & Analysis with ImageJ

- Hands-on practical course for biologists
- Caters for researchers that are new to digital image processing and analysis
- Cover fundamental concepts in digital imaging and image integrity
- Learn how to use Fiji (ImageJ) to:
  - ✓ Manage microscopy file formats and multi-dimensional (XYZTλ) data
  - ✓ Adjust visualization settings
  - ✓ Perform quantitative analysis
  - ✓ Prepare your images for publication



To register or find out more, please contact

e-mail: [john\\_lim@rsc.a-star.edu.sg](mailto:john_lim@rsc.a-star.edu.sg)